

WELCOME TO AVERETT UNIVERSITY  
**YOUR TIME IS**

**NOW!**



**IT ALL  
STARTS**

**NOW**





Congratulations on your acceptance to Averett University. To get you started on your journey, we have created this special publication, which will guide you through your first steps as a new student at Averett. If you have any questions after reading this material, please don't hesitate to contact a member of our student services team. We are ready to assist you.

Your acceptance to Averett indicates your commitment to attaining a quality education, and we applaud you for that commitment. Averett is a very caring and supportive academic community. Our faculty and staff always look forward to meeting new students and count it a privilege to watch them grow and succeed. We are very pleased to have you as a member of our student body.

Please know that my door is open to you. This promises to be a great year at Averett, and we look forward to your being a part of it.

Best Wishes,  
*Tiffany M. Franks*  
Tiffany M. Franks  
President

# Table of Contents

3	Navigating this Book
4	Meet the Dean
5	New Student Check-List
6-7	Financial Services & Student Accounts
8	Residence Life
9	New Student Orientation
10	Before You Arrive for Orientation
11	Academics at Averett
12	Technology at Averett
13	Before you Arrive for the Fall
13-14	Arriving for the Fall
15	The Danville Area

## Navigating this Book

Now that you've enrolled as a new AU student and are preparing to join us in the fall, do not hesitate to contact us as questions arise. At the back of this book are some important telephone numbers that will help you know which office to contact. However, if you are not sure who to call, the Office of Student Engagement and Leadership Development is a great place to start. Their number is 434-791-5655.

Keep these tips in mind as you go through this material:

- In this book you will find the information you need to prepare to join the AU community. Think of this as your first college textbook – it will help prepare you for the beginning of the fall semester.
- Review all information very carefully because most of the items are required in order to attend New Student Orientation and register for classes.
- Many of these tasks have specific due dates, so don't let this book gather dust!
- You may receive this information after actions are due. Keep in mind that many tasks, such as financial aid and housing, are done as applications or forms are turned in, on a first-come, first-serve basis. If due dates have passed, complete those items as soon as possible.

- You do not need to complete the check-list items in order, but do not procrastinate!

## Online Check-List

Check out Averett University's student information system Self Service online at <https://sserve.averett.edu/SelfService/Home.aspx>. Self-Service features a check-list that will update you on the status of your tasks and includes important information from various campus offices. Visit the New Student Orientation website often for up-to-date information about orientation and fall opening.

Aviation majors and Equestrian Studies majors

For more information that pertains especially to you, visit the following links:

- Equestrian Studies Information: [www.averett.edu/equestrian](http://www.averett.edu/equestrian)
- Aviation Information: [www.averett.edu/aeronautics](http://www.averett.edu/aeronautics)




## Meet the Dean

Welcome to Averett University! Congratulations on your decision to join this incredible learning community. As you review the information in this publication, I'm confident you'll find that Averett is a place where you can take the steps to discover who you are and how you'll leave your mark on the world.

Once you arrive on campus, you'll quickly discover that much of what shapes your Averett experience takes place outside the classroom. Every social event, guest speaker, educational program or organization meeting you attend provides opportunities to connect with the diverse people and perspectives that make up our community. It is up to you to grab onto these opportunities and make them a part of your Averett experience. If you have ideas of your own you'd like to see implemented on campus, I encourage you to share these ideas with me or anyone in the Student Engagement or Residence Life offices.

We provide this publication to help you begin your transition to Averett. While it may seem overwhelming right now, you should find comfort in knowing that every department and office represented here is staffed by caring people who are dedicated to providing resources to help you succeed. This publication can serve as a great resource throughout your first year on campus. In the meantime, if you find that you have any questions about how to make your transition smoother, remember you can always give us a call.

I look forward to meeting you in August!

Lesley Villarose  
  
Dean of Students

P.S. For more information about the student services offered visit: <http://www.averett.edu/student-life/>.



# New Student Check-List

**Step 1** - Accept admission offer and pay enrollment deposit - see below

**Step 2** - Apply for financial aid and scholarships - [Page 6](#)

**Step 3** - Complete the Award Recipient Form if required - [Page 6](#)

## Before New Student Orientation

**Step 4** - Complete housing application (if living on campus) - [Page 8](#)

**Step 5** - Register for New Student Orientation - [Page 9](#)

**Step 6** - Complete Health History Form - [Page 10](#)

**Step 7** - Complete academic assessments - [Page 10](#)

## Before You Arrive for the Fall

**Step 8** - Sign up for emergency alert system - [Page 12](#)

**Step 9** - View room assignment online and contact your roommate - [Page 13](#)

**Step 10** - Complete housing contract and/or meal plan contract - [Page 13](#)

**Step 11** - Make sure your final high school or previous college transcripts have been sent - [Page 13](#)

**Step 12** - Pack and join us for the fall! - [Page 13-15](#)

If you are coming to New Student Orientation in August, rather than the summer, make sure you complete all items prior to arriving for the fall semester.



**NEW STUDENT ORIENTATION WEBSITE:**  
[WWW.AVERETT.EDU/ORIENTATION](http://WWW.AVERETT.EDU/ORIENTATION)



## **Step 1: Accept admission offer and pay enrollment deposit**

Once you have made the decision to attend Averett University, please pay your deposit. It is \$150 for residential students or \$75 for commuter students. This deposit is applied to your first semester's tuition account and is non-refundable after May 1. Deposits must be paid in order to participate in an orientation program. Activities such as residence hall and roommate assignments occur after the deposit has been received. Choice of housing is determined based on availability and date of deposit.

# Student Financial Services

-  **Step 1: Accept admission offer and pay enrollment deposit - [Page 5](#)**
- Step 2: Complete FAFSA and Financial Aid Documents Recommended complete by March 1**
- Step 3: Complete the Award Recipient Form if required**

Attending Averett is a challenging, rewarding and valuable experience that will open the door to a bold new future. This four-year journey requires embracing a challenging academic program and opening yourself up to new opportunities. In addition, any college education requires financial commitment. Fortunately, a variety of resources are available to assist with financing this new journey.

Now that you have been accepted, your next step should be to complete the Free Application for Federal Student Aid (FAFSA) online at [www.fafsa.ed.gov](http://www.fafsa.ed.gov). We do not require but encourage students to complete the FAFSA application because any federal funds, student loans or need based aid would require a completed FAFSA. Your Student Financial Services counselor will be able to calculate your financial aid award when the FAFSA results are received. Your award would include any eligible grants, loans, and scholarships.

You will receive an email using the email address listed on your FAFSA from your Financial Services Counselor that provides you with the instructions for creating your login to Net Partner. Net Partner will provide your financial aid award for the 2016-17 academic year. You can accept or decline your awards once you have logged into this site. You will also need to view under the Documents Tab any required documents (not received) by the Financial Services. Once all required documents are received your Financial Aid will be ready to process.

Averett offers a variety of merit scholarships to entering freshman that range from \$5000 to \$15,500 in addition to any eligibility for federal, state, and other Averett grants/scholarships. Please check with your home location for any available funding from civic organizations, churches, and businesses. Other outside scholarships can be found through online searches but be aware of some online scam companies. Please take the time to review our Financial Services website to become familiar with your options. We try to post any updates in the section under "FA News". Please contact your Financial Services counselor if you have any questions concerning your financial aid.

## Web Links

### Student Financial Services

[www.averett.edu/financial-aid/financial-services/](http://www.averett.edu/financial-aid/financial-services/)

### FAFSA Information

[www.fafsa.ed.gov](http://www.fafsa.ed.gov)

### Virginia Baptist Foundation Scholarships

[www.vbfinc.org](http://www.vbfinc.org)



# Student Accounts

Deadline Friday, August 12, 2016

All traditional undergraduate students must be admitted by the Office of Admissions and cleared by Student Financial Services by August 12 or by campus move-in date - or by the first athletic team practice date - in order to enroll at Averett University for the 2016 fall semester.

New students will be sent an estimated statement for the fall semester in the mail. This bill will include tuition and fees, housing and meal plans (for residential students) and any financial aid that has been credited to your account. All meal plans are defaulted to the 14 Meal (210 Block) plan until the housing and meal plan contracts are completed. All billings will be updated to reflect your actual plan once the contract is complete (some lab fees may not be included on this estimated statement) Fugate/Bishop is our default room we charge until we have actual room assignment.

Take a few minutes to review your statement carefully. Make sure all of your financial aid, both from Averett and outside sources, is correct. If you see something missing, notify Student Accounts at [studentaccounts@averett.edu](mailto:studentaccounts@averett.edu); it's possible that the funds have not yet been received by the University. The final day to make payments for fall tuition and fees is Friday, August 12. By this time your account should be taken care of or a payment plan should be arranged. For payment options, refer to the Student Accounts section of the website: <http://www.averett.edu/financial-aid/financial-services/student-accounts/>.



**NEW STUDENT ORIENTATION WEBSITE:**  
**[WWW.AVERETT.EDU/ORIENTATION](http://WWW.AVERETT.EDU/ORIENTATION)**

# Residence Life

The Residence Life program at Averett University is committed to “Education Beyond the Classroom.” As a residential student, you will spend a large amount of time in your residence hall, and your room will be your home away from home. You are probably familiar with the term “dorm” – fortunately, Averett does not have “dorms.” Instead, we have residence halls which are vibrant living and learning environments in which you will be challenged to learn, grow and succeed both as an individual and as a member of a community. While being away from home will present many challenges, such as learning to share space with a roommate, our Residence Life team is always available to answer questions and assist you as you transition to life on campus.

The Residence Life staff includes those who work in the main office and the live-in building staff. Each floor has its own resident assistant (RA) who, like you, is a student at Averett. All members of our team are committed to supporting your educational and personal ambitions.



## **Step 4: Complete Housing Application - Deadline July 1**

<http://www.averett.edu/student-life/housing-and-residence-life/forms/>

Students living on campus will need to complete the housing application before a room assignment can be made. Complete this application will ensure your space in our residence halls, so make sure you complete it early. While you are filling out the application, you will have an opportunity to select your housing preference and preferred roommate. If you do not take advantage of listing your preferences or preferred roommate it may limit the ability to house.

## **Housing & Meal Plan Contract**

<http://www.averett.edu/student-life/housing-and-residence-life/forms/>

## **What to Bring to Campus**

<http://www.averett.edu/student-life/housing-and-residence-life/info/bring/>

The Residence Life team will begin the process of housing new students on June 1 and will continue until all students are housed. Housing assignments are made according to the date the deposit is paid and the housing application is completed. Throughout the summer please review your summer billing statement. If the Housing or Meal Plan is set to “Default Rate”, it is not an official assignment and paper work must still be completed. Housing assignment information can only be retrieved by accessing your PC Self Service account using your Averett login and password. Housing and Residence Life does not distribute housing and roommate assignment information through other outlets.

Once you receive your roommate assignment we encourage you to contact your paired roommate and begin discussing what items each are bringing. Review the What to Bring to Campus link for further ideas and information on what items are suggested and prohibited.

## **Web Links**

### **Housing and Residence Life**

<http://www.averett.edu/student-life/housing-and-residence-life/>

### **Housing Application**

<http://www.averett.edu/student-life/housing-and-residence-life/forms/housing-application/>





# NEW STUDENT ORIENTATION



## **Step 5: Register for New Student Orientation**

Registration for each orientation session will close two weeks prior to the session date or when that session is filled.

The next four years at Averett promise to be an exciting time. You will make new friends, learn from dynamic faculty and have the opportunities to experience new cultures and countries. New Student Orientation is an exciting program that pulls together resources from across the University to help prepare you for this new experience. It is a time to register for classes, meet other new students, talk to upperclassmen, learn about the resources available on campus and much more. New Student Orientation is required for all new students. Incoming freshmen have multiple orientation options, including two summer programs and a program right before school starts.

## New Student Orientation Dates

### **Summer Freshmen Orientation**

Saturday & Sunday, June 25, 26

Saturday & Sunday, July 16, 17

The two-day summer orientation program is designed to help you get ready for the fall semester. During summer orientation you will take care of any school business and register for classes. Students attending the summer session will free up a large block of time in August that would have normally been spent in New Student Orientation meetings.

### **Fall Freshmen Orientation (For those who did not attend in June or July)**

Saturday, August 13

Move in Date: Friday, August 12

Those students who did not attend a summer orientation program should plan to arrive on campus Friday, August 12 to move in. New student orientation sessions will begin on Saturday, August 13. We will conclude the day with the entire freshmen class for the opening of the fall semester. Students will spend the weekend with the rest of the freshmen class in a variety of fall opening events.

### **Transfer Student Orientation Dates**

Friday, July 15

Monday, August 15

You have already begun your college career, have some classes under your belt and know a thing or two about university life. Because of this, we offer a separate orientation day for transfer students. You should plan to spend most of the day on campus with us – taking care of business, getting to know other new students and meeting with an advisor to register for fall classes.

### **Who should attend Transfer Orientation?**

Transfer students are those students transferring into Averett, who have completed at least one semester at another college or university - not including dual enrollment during high school.



# Orientation Basics

**Housing:** Students will stay on campus for the summer freshmen orientation programs. There are several hotels nearby for parents attending the program. A list is included online at <http://www.averett.edu/student-tools/accomodations>. The summer transfer orientation date is a single day event. Students attending the August orientation program will move into their residence hall prior to orientation.

**Meals:** Meals in the dining hall are included in the orientation program.

**Time:** June and July participants should plan to arrive between 9:00 a.m. and 10:00 a.m. on the first day and leave around 12 p.m. on the second day. New students attending the fall orientation program should arrive according to the instructions in the “[Arriving for the Fall](#)” section.

**Parent Programs:** There are separate sessions for parents during orientation.


## Before You Arrive for Orientation



### **Step 6:** Complete Health History and Immunization Record form - **Deadline August 1**

All students are required to complete a Health History and Immunization Record form. The enclosed form should be completed and returned to the Dean of Students Office. The form is also on the New Student Orientation website: [www.averett.edu/student-life/student-engagement/orientation](http://www.averett.edu/student-life/student-engagement/orientation). In addition, all students are required to show proof of health insurance or enroll in the University’s health insurance plan. Copies of your insurance card should be attached to the Health History form.

Students without health insurance can enroll in Averett’s student insurance program. Information about the program will be mailed directly to all students from a third party provider during the summer. If you are interested in enrolling in this program, simply note this on your health history form.



### **Step 7:** Complete Academic Assessments - **Deadline August 1**

In order to ensure that you are registered for the appropriate classes, you will need to complete academic assessments before arriving for New Student Orientation. Students are registered for placement exams in Moodle. Your username and password for Moodle were included in your orientation packet that you received in the mail.

# Academics at Averett

A liberal arts education opens the door to endless possibilities. At Averett, you'll develop strengths – like critical thinking, effective communication, strategic decision-making and goal-oriented collaboration – that are valued by all employers and that can be used every day of your life. Here, you'll receive the skills and knowledge needed to obtain your first job or enter graduate school. We believe our students are capable of much; therefore, we expect much, while providing personal attention to ensure success. The rich diversity of an Averett education gives you the confidence to speak your mind, challenge your assumptions and push your boundaries.

## Academic Advising

In addition to the faculty who will teach you in your classes, you will also work with an academic advisor who is a full-time faculty member from your major. Your advisor will explain both the general education requirements and the requirements needed in your major for graduation. Although keeping up with requirements is ultimately your responsibility, your advisor will help you create an educational plan that will lead you to graduation and help you best meet your career goals.

## First-Year Seminar

Averett University requires a freshman success course (IDS 101) for all first-year students. The course is focused on supporting students in their academic and extracurricular endeavors, and on getting them engaged on campus and in the community. IDS 101 provides students with an opportunity to build a relationship with a faculty or staff member, as well as a cohort of fellow first-year students encountering the same opportunities and challenges. Topics include orienting to Averett, study skills, career pathways, and ways of learning. Each class incorporates a peer instructor – an upper-class student who works with the instructor and offers a well-developed perspective on what it takes to achieve success as an Averett student.



**NEW STUDENT ORIENTATION WEBSITE:**  
[WWW.AVERETT.EDU/ORIENTATION](http://WWW.AVERETT.EDU/ORIENTATION)

# Technology at Averett

During your time at Averett, you will use a variety of online applications, including your AU email account, Moodle and Self-Service. You can access all three online through [MyAverett](#). Instructions for using each are on the New Student Orientation website. Frequently asked technology questions and answers, along with plenty of other helpful information, can be found on the IT website and the Virtual Helpdesk. Visiting these websites before coming to campus can be extremely beneficial!

Your username, password and basic instructions for each of these systems are included in the front pocket of this book. You will need these as you prepare for the fall semester.

## Computers on Campus

While students are not required to have computers, many choose to bring computers with them.

Recommendations about computer systems are available online here: [www.averett.edu/information-technology/computer-recommendations/](http://www.averett.edu/information-technology/computer-recommendations/)



### Step 8: Sign up for Averett's Emergency Alert System

Averett has partnered with E2Campus for our emergency alert system. This system allows students, parents, faculty and staff to receive campus-wide alerts regarding emergencies, weather updates or school closing via their email or through text messages. All new students should sign up online: [www.averett.edu/safety](http://www.averett.edu/safety)

## Web Links

myAverett

[www.averett.edu/student-tools/my-averett/](http://www.averett.edu/student-tools/my-averett/)

IT Department

[www.averett.edu/information-technology/](http://www.averett.edu/information-technology/)

IT Support Requests

<https://ithelpdesk.averett.edu/gmpi/>



# Before You Arrive for the Fall

The final weeks leading up to the start of the fall semester are exciting and busy. As you spend your last few days relaxing in the summer sun, remember that you are not quite ready to start school ... There are still a few things you need to do!



## Step 9: View Room Assignment Online and Contact Your Roommate

Once you have been assigned housing, you will be able to access your roommate assignment and your roommate's contact information online through Self-Service. Your username and password for Self-Service are included in the front pocket of this book. Once you log into Self-Service, you will see a link to your check-list, which includes your "Room Assignment." By clicking this link you can view all of the information you need. We encourage you to touch base with your roommate. It is a great opportunity for the two of you to get to know each other and plan what each of you is bringing.



## Step 10: Complete Housing/Meal Plan Contract

Once you have been housed you will need to complete your housing and meal plan contract, which is located on the Residence Life website. Take a few minutes to review the contract, complete all of the information and submit it. Residential students are required to select a meal plan. Meal plans available to residential students include:

- Unlimited Meal - this plan allows unlimited access each day to the dining hall
- 14 Meal (210 Block) - this plan includes 210 meals for the semester
- 07 Meal (105 Block) - this plan includes 105 meals for the semester



## Step 11: Submit Final High School/Previous University Transcripts - Deadline August 1

Your final transcripts from high school or from your previous college or university must be sent to Averett's Admissions Office before you arrive for the fall semester. Not having your final transcripts on file could prevent you from registering for classes.



# Arriving for the Fall

The summer will be a whirlwind - enjoying high school graduation, relaxing and spending time with friends - but it will be over before you know it! By the time you have made it through this entire book and completed all of the tasks, it will be time to join us for the fall semester. Below is everything you need to know about when to arrive.

### Football Players:

Many of our student-athletes in fall sports arrive before other students. Football players are one of the first groups to arrive on campus.

**Check-in Time and Location** - Watch for more information from the coaching staff regarding your check-in location and time.

### Other Fall Student-Athletes:

Other student-athletes participating in fall sports will also arrive early, and your coaching staff will provide you with all of the information you need. Once you check-in, you will spend some time with the New Student Orientation staff reviewing fall opening events and taking care of any final things you need before classes start.

### **Residential Transfer Students:**

Transfer students living on campus will move in prior to the final transfer student orientation. Those students who attended the summer orientation will have extra free time to get settled, while those who didn't attend will take care of business and register for classes.

**Arrival Date:** Sunday, August 14

**Check-in Time and Location:** 10:00 a.m.-2:00 p.m. in the Student Center multipurpose room (second floor)

**Reminder:** Students who did not attend the summer transfer orientation will go through orientation on Monday, August 15.

### **Off-Campus Transfer Students:**

Transfer students living off-campus are invited to attend all of our opening events. A detailed schedule can be found on the New Student Orientation website.

Those transfer students living off-campus who did not attend the summer orientation program should plan to check-in for orientation on Monday, August 15. Look out for more information during the summer.

### **Residential Freshmen (Living On Campus):**

On-campus students can move into the residence halls on Saturday, August 13 from 9:30 a.m.-12 p.m. Once you arrive, you will have one last chance to take care of any business that you need to before you receive your keys and move in. University offices will be temporarily set up at the check-in location to help make things a little easier for you.

Those students who attended the summer orientation program will have the day to move in and get settled. Parents and family members are invited to join us for dinner on campus that evening and for the official welcome of the Class of 2020. Students will spend the weekend with the freshmen class in a variety of fall opening events.

Those students who did not attend the summer orientation program should plan to arrive on campus on Friday, August 12 to move in. New Student Orientation sessions will begin on Saturday, August 13 at 10 a.m. for students and parents who were unable to attend the summer sessions. We will conclude the day with the entire freshmen class for the opening of the fall semester. You will spend the rest of the weekend in a variety of fall opening events.


### **Freshmen Commuters (Living Off Campus):**

#### **Students who attended summer orientation:**

Commuter students who attended summer orientation should check-in for fall opening on Saturday, August 13, between 5:00 and 5:30 p.m. in the entrance to the dining hall, located on the third floor of the Student Center. Feel free to join us for dinner before our first official event of the year that evening. Once you check-in, you will receive your schedule for fall opening. Remember that many of these events are required, so plan to be with us Saturday evening, most of the day Sunday, and parts of the day Monday and Tuesday. A complete schedule can be found on the New Student Orientation website.

#### **Students who did not attend summer orientation:**

Commuter students who did not attend summer orientation should check-in on Saturday, August 13 between 9:00 a.m. and 12:00 p.m. in the Student Center multipurpose room (2nd floor). New Student Orientation sessions will begin at 12:30 p.m. Once you check-in you will receive your schedule for the day and the fall opening schedule. Remember that many of these events are required, so plan to be with us Saturday evening, most of the day Sunday, and parts of the day Monday and Tuesday. A complete schedule can be found on the New Student Orientation website.





**AVERETT UNIVERSITY**  
SINCE 1859

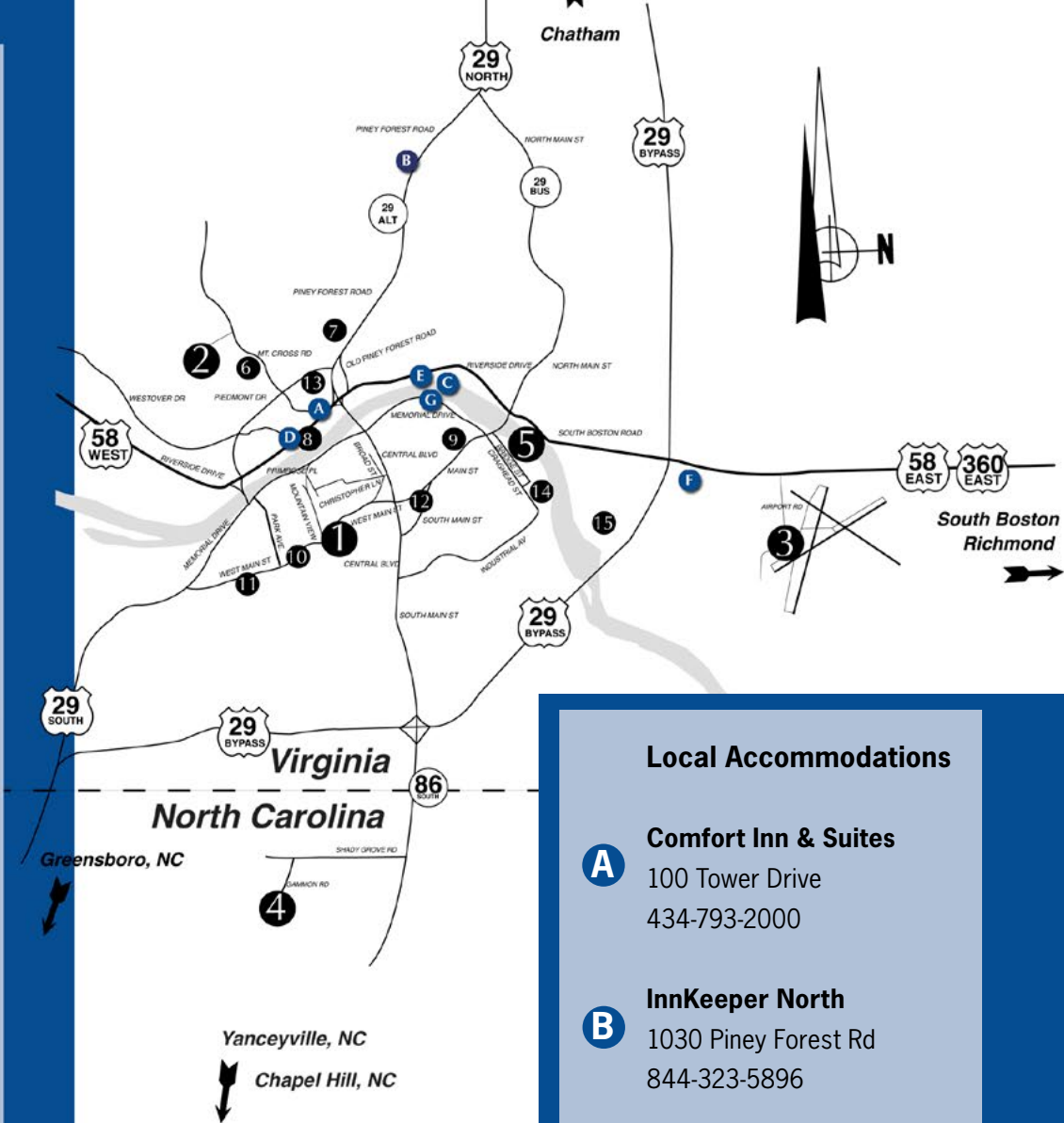
**Main Campus**

420 West Main Street  
Danville, Virginia  
434-791-5600  
1-800-AVERETT  
<http://www.averett.edu>

- 1 Averett University (Main Campus)  
420 West Main St.  
434-791-5600
- 2 Averett North Campus  
707 Mount Cross Road  
434-791-5700
- 3 Averett Aviation Facility  
427 Airport Dr.  
434-791-5733
- 4 Averett Equestrian Center  
1231 Gammon Rd.  
Providence, NC  
336-388-5950
- 5 Averett Riverview Campus  
512 Bridge St.  
1-800-AVERETT

**Places of Interest**

- 6 Wal-Mart Supercenter  
515 Mount Cross Rd.  
434-799-6902
- 7 Target  
155 Holt Garrison Pkwy  
434-799-9950
- 8 Danville Stadium 12 Theater  
3601 Riverside Drive  
434-792-9885
- 9 YMCA  
215 Riverside Dr.  
434-792-0621
- 10 Food Lion  
607 W Main St.  
434-793-4346
- 11 CVS Pharmacy  
645 W Main St.  
434-793-6543
- 12 Danville Regional Medical Center  
142 South Main St.  
434-799-2100
- 13 Danville Mall  
325 Piedmont Dr.  
434-792-0400
- 14 Crossing at the Dan  
434-797-8961  
Danville Community Market  
434-773-8160
- 15 Dan Daniel Park  
302 River Park Rd.  
434-799-5215



**Local Accommodations**

- A** **Comfort Inn & Suites**  
100 Tower Drive  
434-793-2000
- B** **InnKeeper North**  
1030 Piney Forest Rd  
844-323-5896
- C** **Courtyard by Marriott**  
2136 Riverside Dr.  
434-791-2661
- D** **InnKeeper West**  
3020 Riverside Dr  
804-799-1202
- E** **Hampton Inn**  
2130 Riverside Dr.  
434-793-1111
- F** **Sleep Inn & Suites**  
1483 So. Boston Rd  
434-793-6090
- G** **Holiday Inn Express**  
2121 Riverside Dr.  
434-793-4000

**Directions:**

The Main Campus is on West Main Street (Route 29 South) between Danville Regional Medical Center and Ballou Park Shopping Center. Detailed directions can be found by visiting <http://www.averett.edu/student-tools/directions/>.