

S A F E T Y B I N G O



Own a flashlight



High-fived an AU Safety & Security Officer (Remember to take a picture or video!)



Own a portable back-up charger for electronic devices



Own a can opener



Have an extra set of house/car keys



Have a magnet with Student Life Department numbers and contact info



Have a list of 3 emergency contacts in wallet/purse



Name one tip on Averett's Emergency Response Poster



Own a first aid kit



Own a gallon of water



Own an emergency blanket or sleeping bag




Own rain gear



Downloaded the LiveSafe App (it's FREE)



Tell us 2 ways you can exit your residence building in case of an evacuation



Own personal identification




Own a tool kit




Attended an Emergency Procedures Presentation with Dean Villarose



Own a bottle of hand sanitizer



Own a storage bin for emergency items



Own extra batteries



Own a whistle



Own a local map of Danville (Hint: Visit the Danville Welcome Center)



Have 2-3 non-perishable food items in your dorm room



Own a roll of duct tape



Own a pair of scissors

SAFETY BINGO RULES:

1. Get BINGO by completing a row or column of tasks. The row/column can be up/down, across, or diagonal.
2. To prove that you completed the tasks, take a picture of your items and/or record yourself doing a task(s). Be honest!
3. Visit the Dean of Students Office in the Student Center to show you have BINGO and claim your prize.
4. The deadline to play Safety Bingo is Thursday, September 26. Good luck!



SAFETY BINGO PRIZES:

You can win ONE of two ways:

1. If you get a single BINGO, the prize is a \$5 coupon to Jut's Cafe.
2. If you black out your card (complete every single task on the card), you can win a new fireproof/waterproof document case. This prize will ONLY be given to the FIRST 5 people who complete their Safety Bingo cards by the deadline.

\$5

OR

